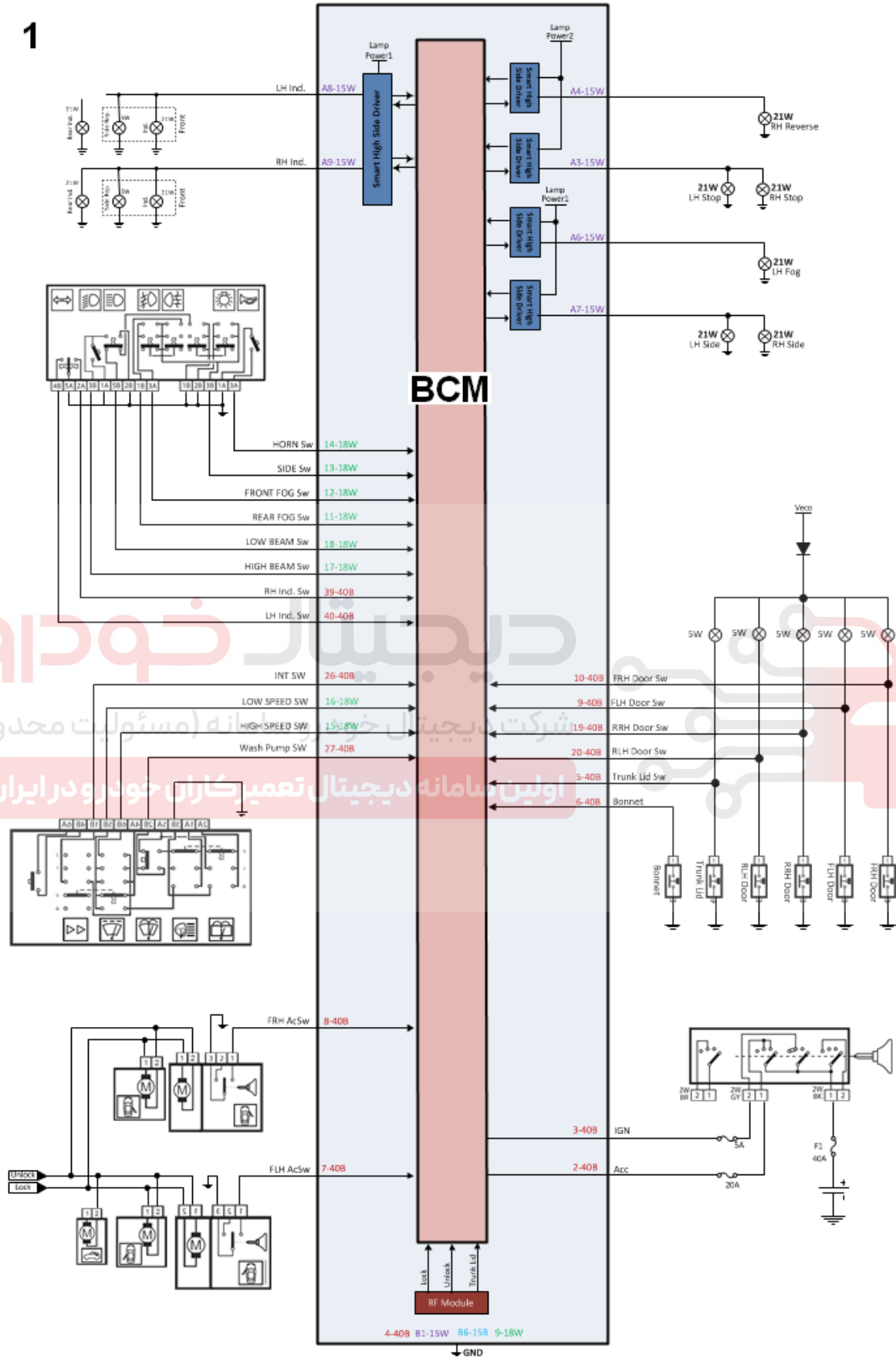


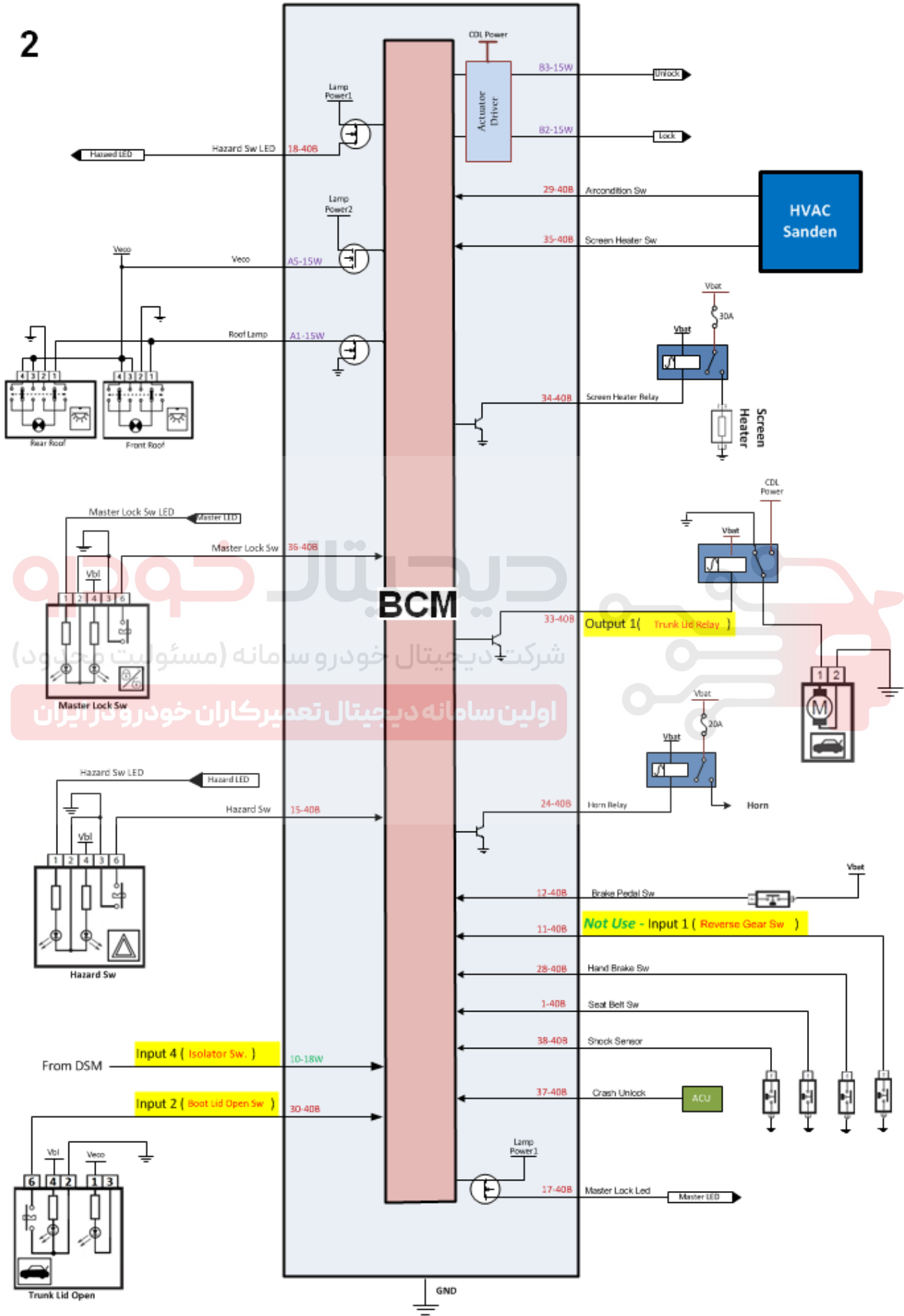
BCM Node- Samand & Soren ECO MUX

1



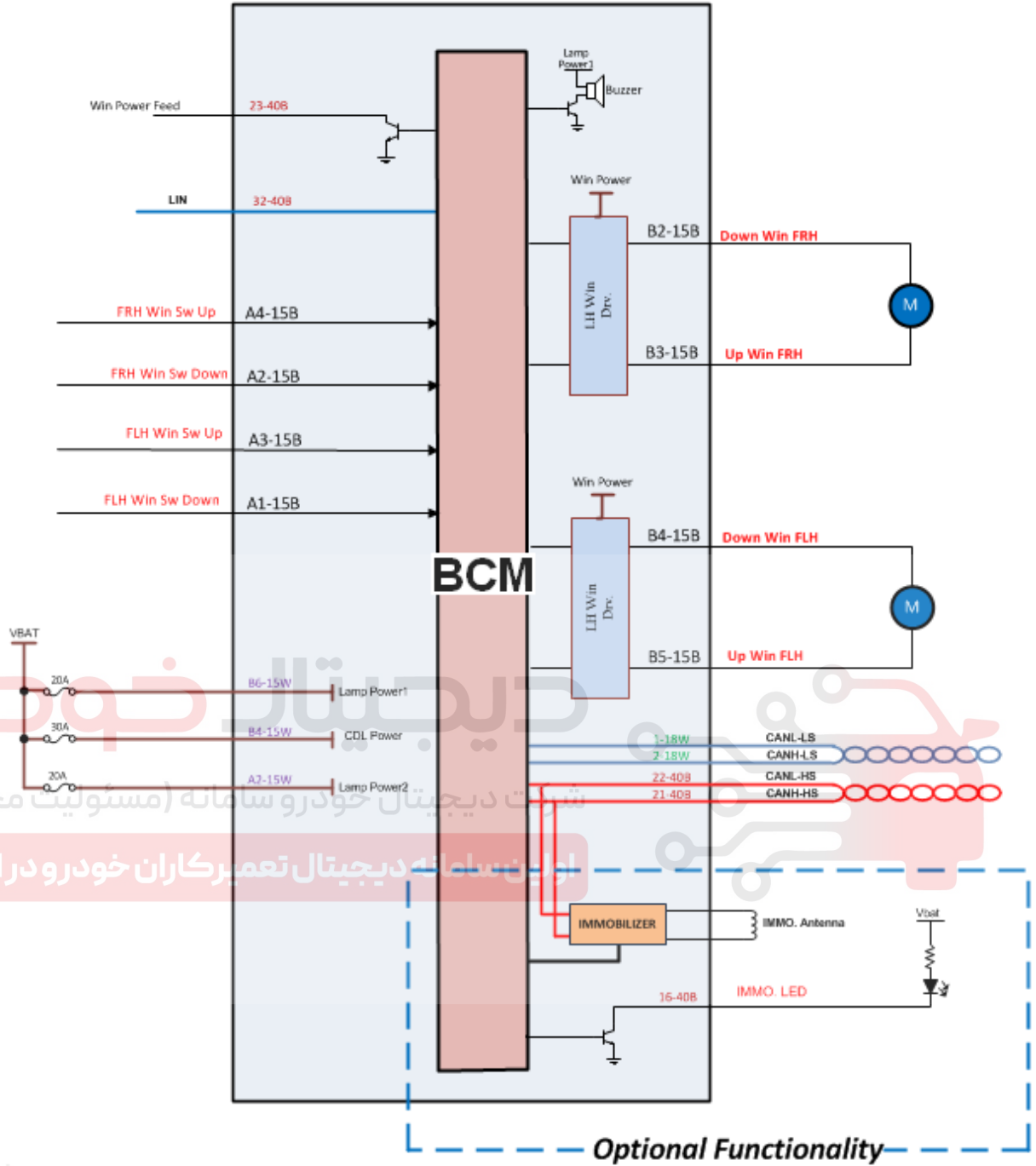
BCM Node- Samand & Soren ECO MUX

2



BCM Node- Samand & Soren ECO MUX

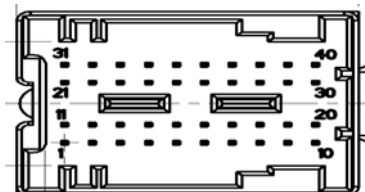
3



CBM HL Connector Specification						
Pin No.	Pin Description	I/O	Current (A)		Protection	Wire mm2
			Max.	Nom.		
1	Seat Belt Sw	I	r	r	r	0.35
2	Start Sw - ACC	I	r	r	Fuse	0.35
3	Start Sw - IGN	I	r	r	Fuse	0.35
4	GND	--	r	r	r	0.35
5	Trunk Lid Sw	I	r	r	r	0.35
6	Bonnet Sw	I	r	r	r	0.35
7	FLH Actuator Sw	I	r	r	r	0.35
8	FRH Actuator Sw	I	r	r	r	0.35
9	FLH Door Sw	I	r	r	r	0.35
10	FRH Door Sw	I	r	r	r	0.35
11	Reverse Gear Sw	I	r	r	r	0.35
12	Brake Pedal Sw	I	r	r	r	0.35
13	Wiper Auto Stop Sw	I	r	r	r	0.35
14	NC					
15	Hazard Sw	I	r	r	r	0.35
16	IMMO LED Out	O	100mA	50mA	Smart Sw	0.35
17	Master Lock LED	O	100mA	50mA	Smart Sw	0.35
18	Hazard Sw LED	O	100mA	50mA	Smart Sw	0.35
19	RRH Door Sw	I	r	r	r	0.35
20	RLH Door SW	I	r	r	r	0.35
21	HS CAN-H	Bus	r	r	r	0.35
22	HS CAN-L	Bus	r	r	r	0.35
23	Front Window Power Feed	O	200mA	160mA	Smart Sw	0.35
24	Siren Relay	O	200mA	160mA	Smart Sw	0.35
25	NC					
26	Wiper - INT Sw	I	r	r	Fuse	0.35
27	Wash Pump Sw	I	r	r	Fuse	0.35
28	Hand Brake Sw	I	r	r	r	0.35
29	Screen Heater Sw	I	r	r	r	0.35
30	Boot Lid Open Sw	I	r	r	r	0.35
31	K Line	Bus	r	r	r	0.35
32	LIN	Bus	r	r	r	0.35
33	Trunk Lid Open Relay	O	200mA	160mA	Smart Sw	0.35
34	Screen Heater Relay	O	200mA	160mA	Smart Sw	0.35
35	Air Condition Sw	I	r	r	Fuse	0.35
36	Master Lock Sw	I	r	r	r	0.35
37	Crash Unlock	I	r	r	r	0.35
38	Shock Sensor	I	r	r	r	0.35
39	RH Indicator Sw	I	r	r	r	0.35
40	LH Indicator Sw	I	r	r	r	0.35

BCM ۴۰ پایه مشکی نود  
کنکتور ۴۰ پایه مشکی نود

Connector 40 Pin Black (0-953118-1)



## BCM کانکتور ۱۵ پایه سفید نود

BCM HL Connector Specification						
Pin No.	Pin Description	I/O	Current (A)		Protection	Wire mm2
			Max.	Nom.		
A1	Roof Lamps	O	5A	1.2A	Smart Sw	0.35
A2	BCM Power II	I	15A		Fuse	1.5
A3	Stop Lamps	O	4.2A	4A	Smart Sw	1
A4	Reverse Lamps	O	4.2A	4A	Smart Sw	1
A5	Veco Out	O	5A	4A	Smart Sw	1
A6	Rear Fog Lamps	O	4.2A	4A	Smart Sw	1
A7	Side Lamps	O	4A	4A	Smart Sw	1
A8	LH Indicator Lamps	O	5A	2.5A	Smart Sw	0.5
A9	RH Indicator Lamps	O	5A	2.5A	Smart Sw	0.5
B1	GND	O				2
B2	Door Unlock	O	20A	8A	Fuse	1.5
B3	Door Lock	O	20A	8A	Fuse	1.5
B4	BCM PWR CDL	I	30A		Fuse	1.5
B5	Wash Pump Relay	O	200mA	160mA	Smart Sw	0.35
B6	BCM Power I	I	20A		Fuse	1.5

Connector 15 Pin White (98315-0010)

SICMA1 15WAYS HEADER

A1	A2	A3	A4	A5	A6	A7	A8	A9
B1	B2	B3	B4	B5	B6			

BCM کانکتور ۱۵ پایه مشکی نود Pin layout

BCM HL Connector Specification						
Pin No.	Pin Description	I/O	Current (A)		Protection	Wire mm2
			Max.	Nom.		
A1	FL Win Down Sw	O	r	r	Fuse	0.35
A2	FR Win Down Sw	O	r	r	Fuse	0.35
A3	FL Win Up Sw	O	r	r	Fuse	0.35
A4	FR Win Up Sw	O	r	r	Fuse	0.35
A5	---					
A6	---					
A7	---					
A8	---					
A9	---					
B1	BCM PWR WIN	I	30A		Fuse	1.5
B2	FR Win Down Out	O	30A	7A	Fuse	1.5
B3	FR Win Up Out	O	30A	7A	Fuse	1.5
B4	FL Win Down Out	O	30A	7A	Fuse	1.5
B5	FL Win Up Out	O	30A	7A	Fuse	1.5
B6	GND	---	30A			1.5

Connector 15 Pin Black (98315-0001)

SICMA1 15WAYS HEADER

A1	A2	A3	A4	A5	A6	A7	A8	A9
B1	B2	B3	B4	B5	B6			

BCM کانکتور ۱۸ پایه سفید نود

BCM HL Connector Specification						
Pin No.	Pin Description	I/O	Current (A)		Protection	Wire mm2
			Max.	Nom.		
1	LS CAN-L	Bus	r	r	r	0.35
2	LS CAN-H	Bus	r	r	r	0.35
3	Wiper ON/OFF Relay Out	O	200mA	160mA	Smart Sw	0.35
4	Horn Relay Out	O	200mA	160mA	Smart Sw	0.35
5	Front Fog Relay Out	O	200mA	160mA	Smart Sw	0.35
6	Low Beam Relay Out	O	200mA	160mA	Smart Sw	0.35
7	High Beam Relay Out	O	200mA	160mA	Smart Sw	0.35
8	Wiper LS/HS Relay Out	O	200mA	160mA	Smart Sw	0.35
9	GND	---				0.6
10	Evaporator Temp	I	r	r	r	0.35
11	Rear Fog SW	I	r	r	r	0.35
12	Front Fog Sw	I	r	r	r	0.35
13	Side Lamps Sw	I	r	r	r	0.35
14	Horn Sw	I	r	r	r	0.35
15	Wiper High Speed Sw	I	r	r	r	0.35
16	Wiper Low Speed Sw	I	r	r	r	0.35
17	High Beam Sw	I	r	r	r	0.35
18	Low Beam Sw	I	r	r	r	0.35

Connector 18 Pin White (2-185529-2)

