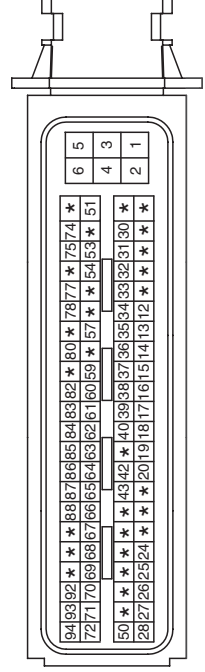
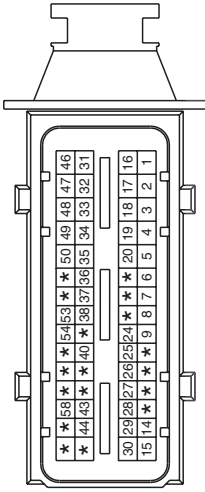


MFI CONTROL SYSTEM EAEFF73

MFI Control System (G4KD/G4KE : THETA II 2.0L/2.4L) (1)

SD313-1

PCM Terminal Information



CHG-A

PIN	COLOR	DESCRIPTION	PIN	COLOR	DESCRIPTION
1	G	Ignition Coil #4 Control (With Smart Key)	31	B	Ignition Coil #1 Control (With Smart Key)
2	G	Ignition Coil #1 Control (W/O Smart Key)	32	G	[A/T] SSB
3	L	[A/T] LP_VFS	33	P	[A/T] SSA
4	G/B	[A/T] EC_VFS	34	B	[A/T] Ground
5	W	[A/T] 3RF_VFS	35	B	[A/T] Ground
6	B/O	[A/T] Input Speed Supply	36	P	[A/T] Down Shift
7	G/O	[A/T] Output Speed Supply	37	Gr	[A/T] Up Shift
8	W	[A/T] Input Speed Signal	38	W	[A/T] Select Switch
9	L	[A/T] Output Speed Signal	39	-	-
10	-	-	40	P	[A/T] Position Switch Code - S1
11	-	-	41	-	-
12	-	-	42	-	-
13	-	-	43	W	Clutch Switch
14	W	Alternator	44	L/B	Brake Test Switch
15	B	Cruise Control Switch Ground	45	-	-
16	W	Ignition Coil #2 Control (With Smart Key)	46	R	Ignition Coil #3 Control (With Smart Key)
17	Br	[A/T] UD_VFS	47	Gr	[A/T] Solenoid Power 1
18	P	[A/T] 26_VFS	48	O	[A/T] Solenoid Power 2
19	G	[A/T] Shift Lock Solenoid	49	G	[A/T] Memory Power
20	Y	[A/T] OD_VFS	50	Y	[A/T] Memory Power
21	-	-	51	-	-
22	-	-	52	-	-
23	-	-	53	Br	[A/T] Oil Temp. Sensor (-)
24	W	[A/T] Start Relay	54	R	[A/T] Oil Temp. Sensor (+)
25	R	[A/T] Position Switch Code - S2	55	-	-
26	G	[A/T] Position Switch Code - S3	56	-	-
27	Br	[A/T] Position Switch Code - S4	57	-	-
28	P	Start Overrun	58	W	Power Steering Switch
29	G/B	Brake Light Switch	59	-	-
30	O	Cruise Control Switch Signal	60	-	-

CHG-K

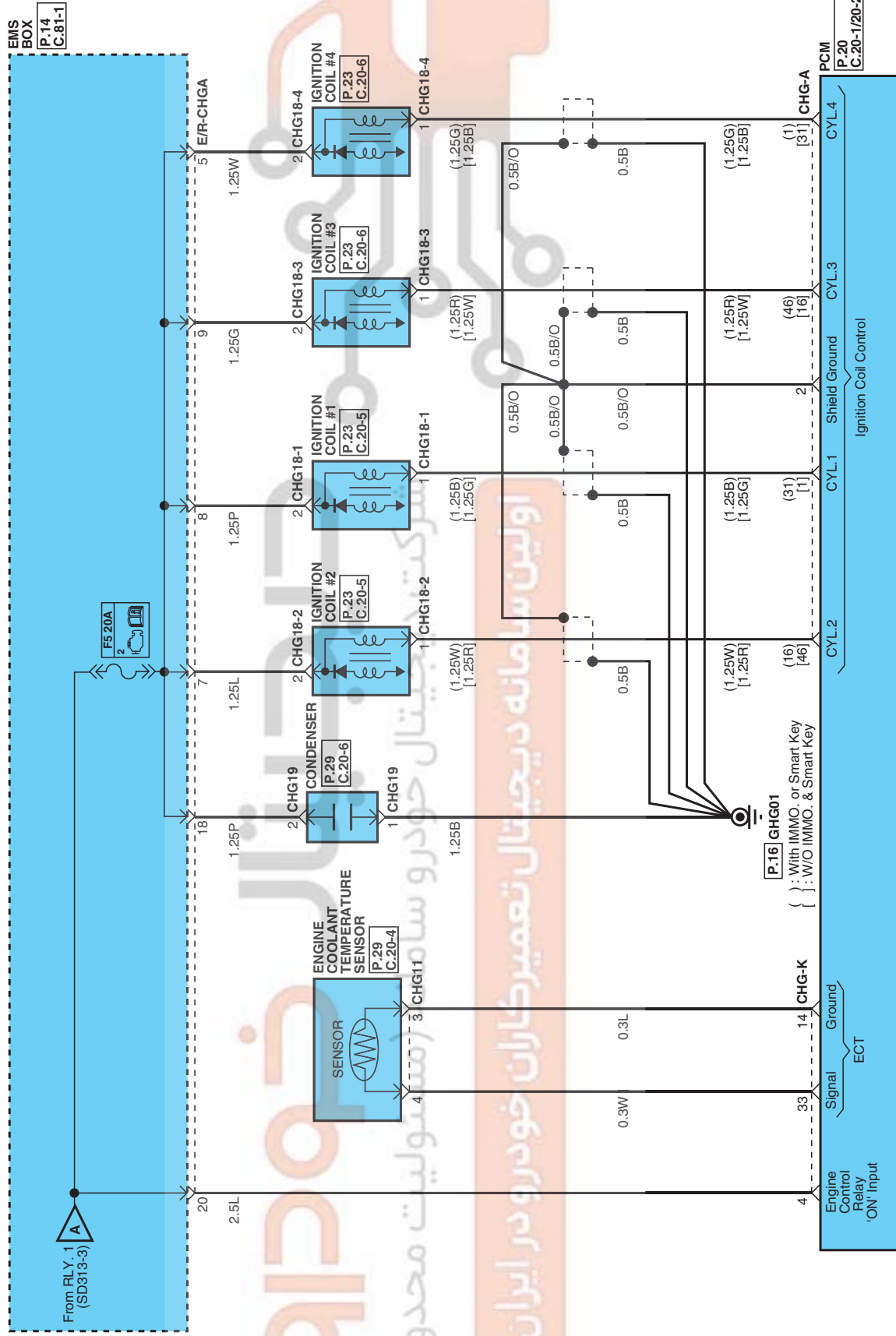
PIN	COLOR	DESCRIPTION	PIN	COLOR	DESCRIPTION	PIN	COLOR	DESCRIPTION
1	B	Ground	33	W	ECT Signal	65	O	Cooling Fan Relay Control (Low)
2	G	ON/START Input	34	B	Knock Sensor Ground	66	L	CVT. 1 Signal
3	B	Ground	35	L/O	APS. 2 Signal	67	G	PCSV Control
4	L	Engine Control Relay 'ON' Input	36	L	APS. 2 Supply	68	Y/B	CVT. 2 Signal
5	B	Ground	37	W	CMPS #2 Ground	69	Br/O	IMMO. IND.
6	G	Memory Power.	38	P	O2 Sensor (Up) Signal	70	G	Fuel Pump Relay Control
7	-	-	39	G	CKPS Ground	71	W	ETC DC Motor 1
8	-	-	40	P	Vehicle Speed Input	72	R	ETC DC Motor 2
9	-	-	41	-	-	73	-	-
10	-	-	42	P	Linear Lambda Sensor (VRC)	74	B	MAP Sensor Ground
11	-	-	43	W/B	APT Supply	75	L	IMMO. Data Line
12	R	Knock Sensor Signal	44	-	-	76	-	-
13	Br	APS. 2 Ground	45	-	-	77	G	C-CAN High
14	L	ECT Ground	46	-	-	78	O	C-CAN Low
15	Y	CMPS #2 Signal	47	-	-	79	-	-
16	B	O2 Sensor (Up) Ground	48	-	-	80	P	TPS. 1 Signal
17	P	CKPS Signal	49	-	-	81	-	-
18	W	Linear Lambda Sensor (VIP)	50	W	VIS Valve Control	82	O	APS. 1 Signal
19	R	Linear Lambda Sensor (VN)	51	G	Engine Control Relay 'ON' Input	83	P	CMPS #1 Ground
20	L	Linear Lambda Sensor (VG)	52	-	-	84	W	O2 Sensor (Down) Signal
21	-	-	53	G	IAT Sensor	85	P	O2 Sensor (Down) Ground
22	-	-	54	Gr	APT Signal	86	W	Engine Speed Signal
23	-	-	55	-	-	87	Br	A/CON Relay Control
24	W	Start Overrun (GND)	56	-	-	88	Gr/O	Cooling Fan Relay Control (High)
25	Br	Injector #1 Control	57	G	APT Ground	89	-	-
26	L	Injector #3 Control	58	-	-	90	-	-
27	G	Injector #4 Control	59	B	TPS Ground	91	-	-
28	Gr	Injector #2 Control	60	Gr	APS. 1 Supply	92	Y/B	Engine Check IND.
29	-	-	61	Y	APS. 1 Ground	93	O	O2 Sensor (Up) Heater
30	L	MAP Sensor Supply	62	W	CMPS #1 Signal	94	Y	O2 Sensor (Down) Heater
31	P	MAP/MAP Sensor Signal	63	Y	TPS Supply			
32	L	TPS. 2 Signal	64	L	Engine Control Relay Control			

※ [A/T] : See Automatic Transaxle Control System (SD450)

MFI CONTROL SYSTEM

MFI Control System (G4KD/G4KE : THETA II 2.0L/2.4L) (5)

SD313-5

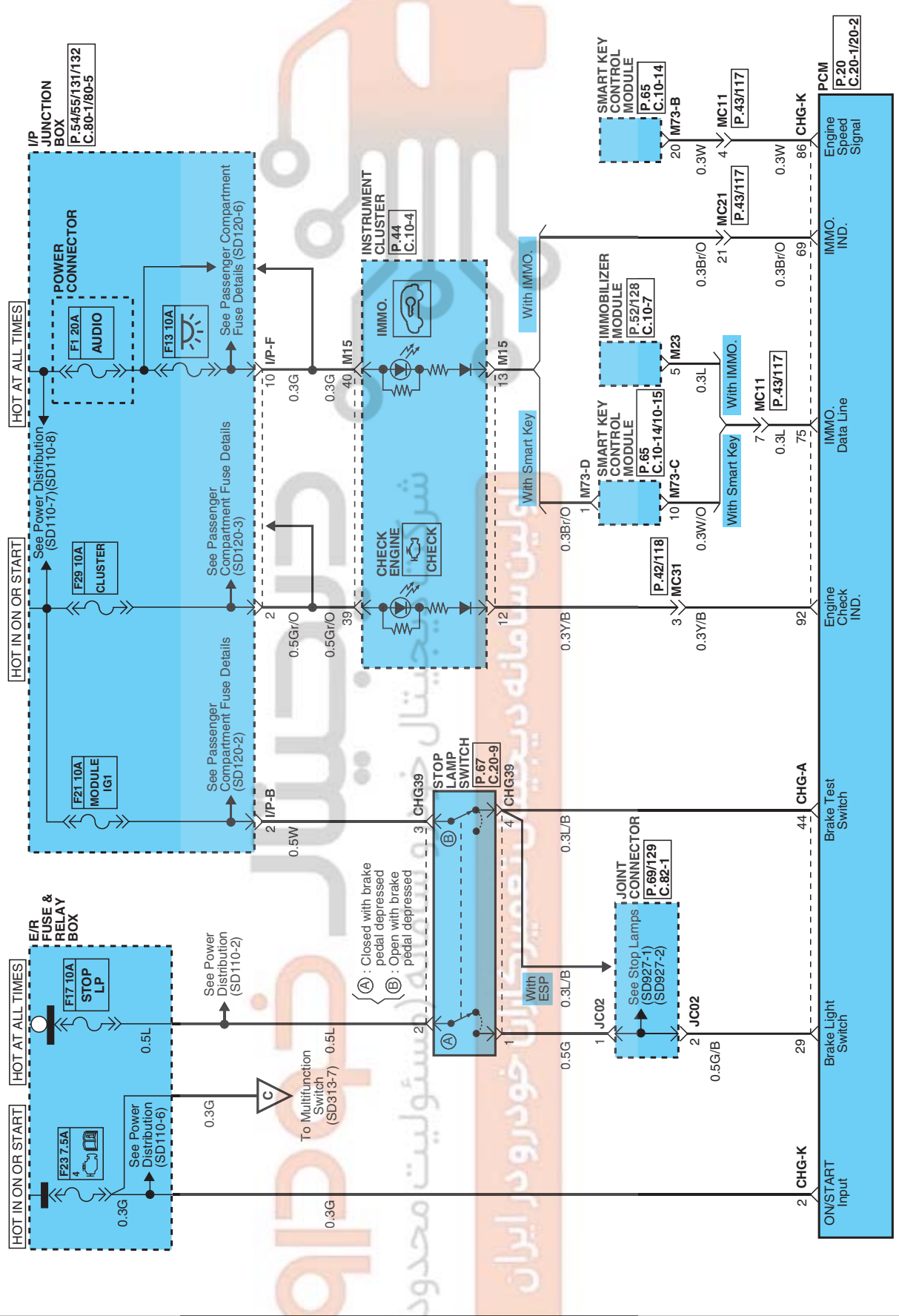


ESLSD11318EL

MFI CONTROL SYSTEM

MFI Control System (G4KD/G4KE : THETA II 2.0L/2.4L) (6)

SD313-6

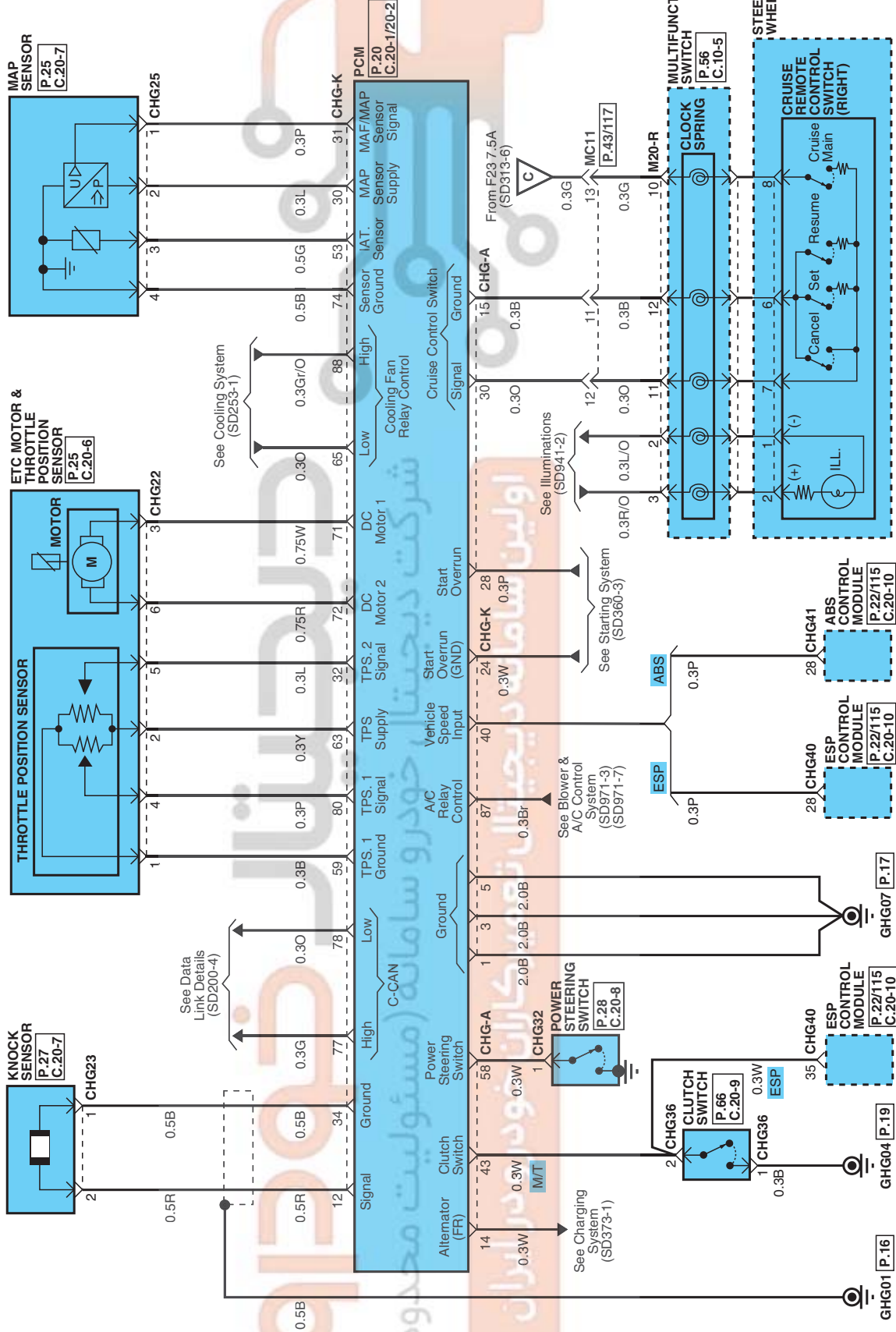


ESLSD11318FL

MFI CONTROL SYSTEM

MFI Control System (G4KD/G4KE : THETA II 2.0L/2.4L) (7)

SD313-7



MFI CONTROL SYSTEM

MFI Control System (G4KD/G4KE : THETA II 2.0L/2.4L) (8)

SD313-8

MEMO

دیجیتال خودرو

شرکت دیجیتال خودرو سامانه (مسئولیت محدود)

اولین سامانه دیجیتال تعمیرکاران خودرو در ایران

